

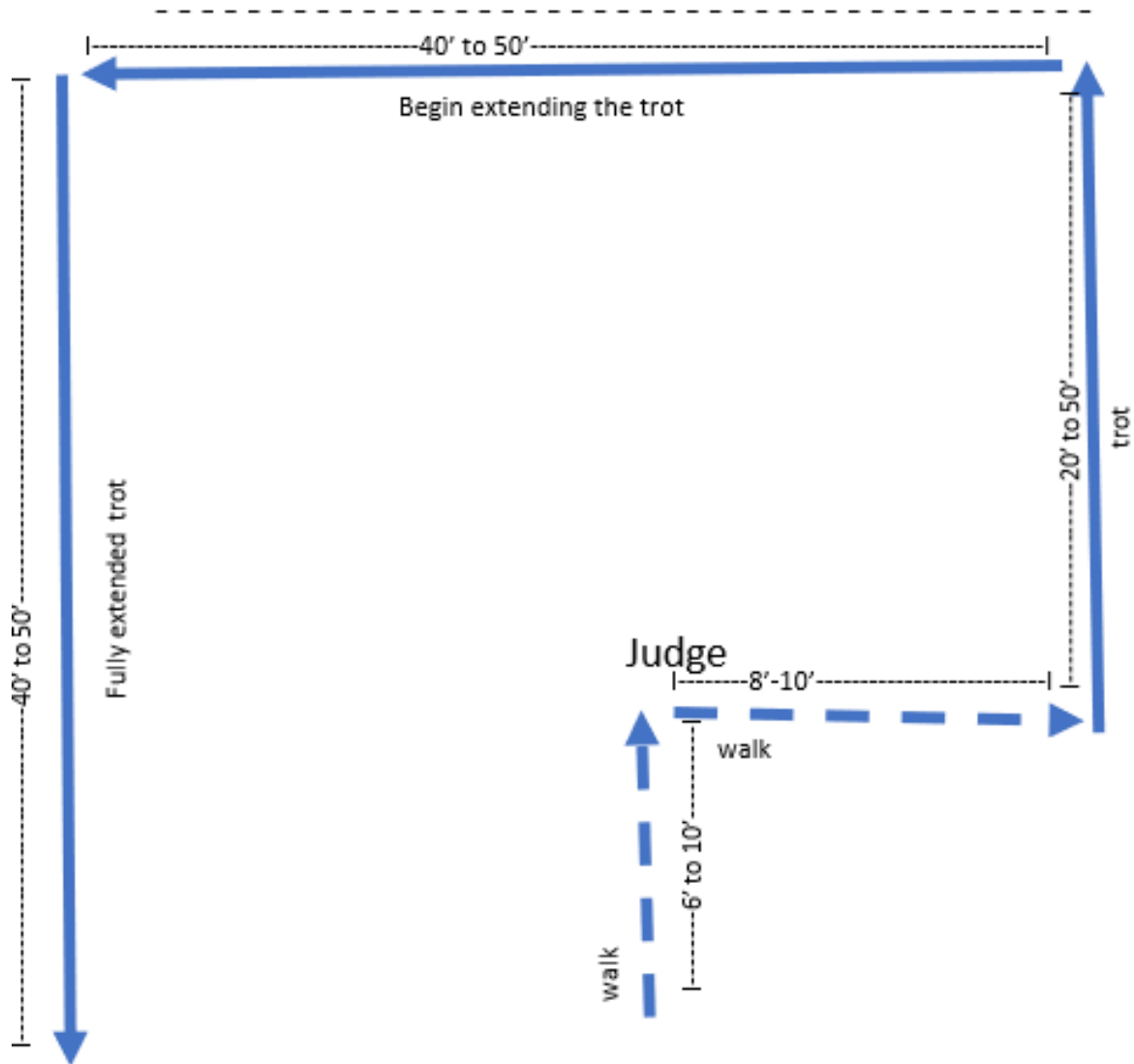
2024 Nevada Gypsy Fest

All Halter Classes

(1,2,3,4,6,7,8,11,12,13,15,16,18,19,20,
21,29,30,31,34,35,36,39,40)

Show Date: April 26-28, 2024

(Halter Class Pattern 1)



Line up

Holding area

2024 Nevada Gypsy Fest

Showmanship (classes 43, 44, 45, 46)

Show Date: April 26-28, 2024

Exhibitors are to complete the pattern on the side of the marker as indicated in the drawing

Be ready at marker A.

Walk from marker A to marker B.

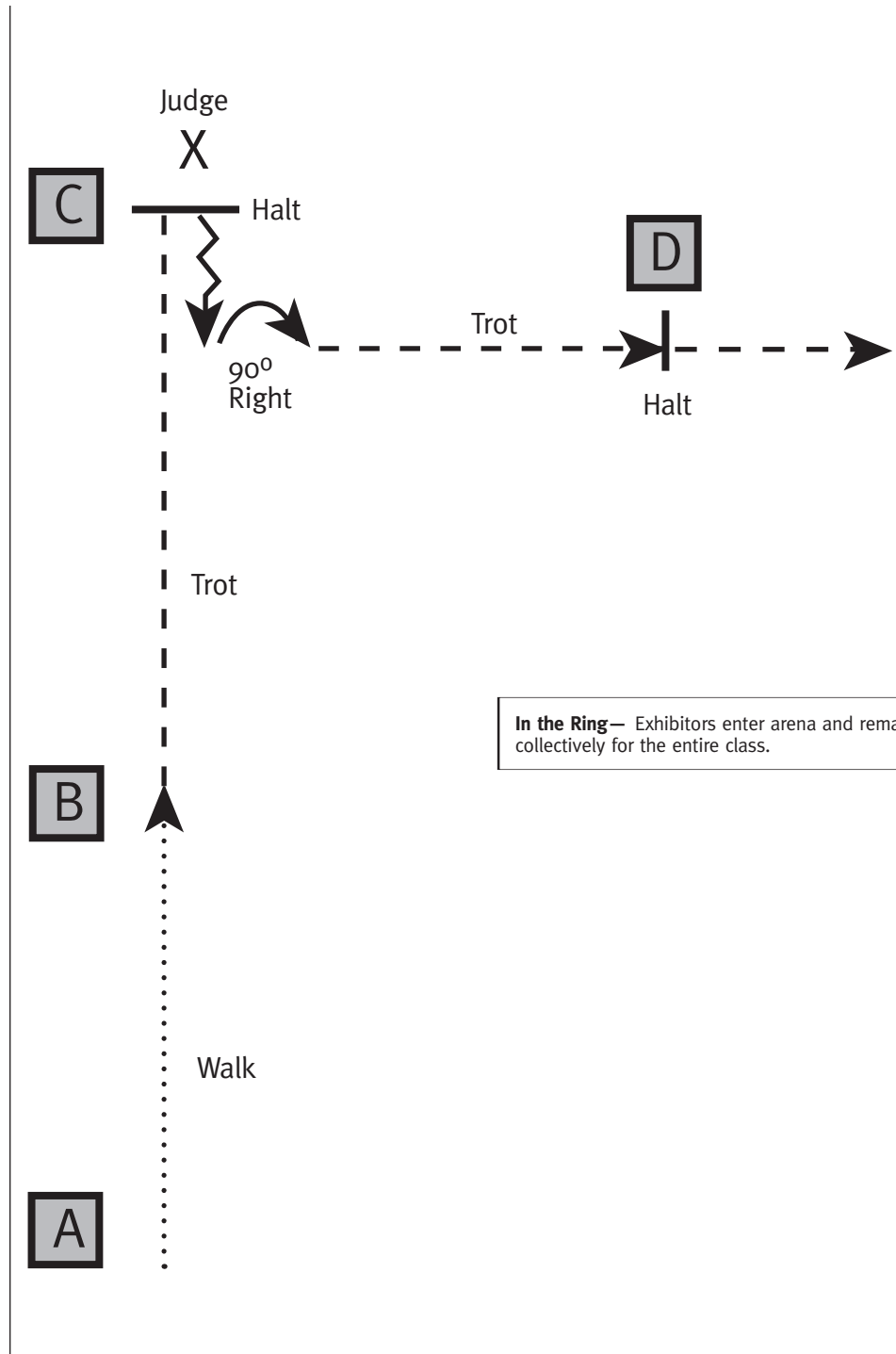
Trot from marker B to marker C.

Stop at marker C and set up for inspection.

When dismissed, back four steps.

Execute a 90-degree turn and trot to marker D as drawn. Stop.

Hesitate for several seconds and then trot to new lineup as directed by the ringmaster or exit as directed by the ringmaster.



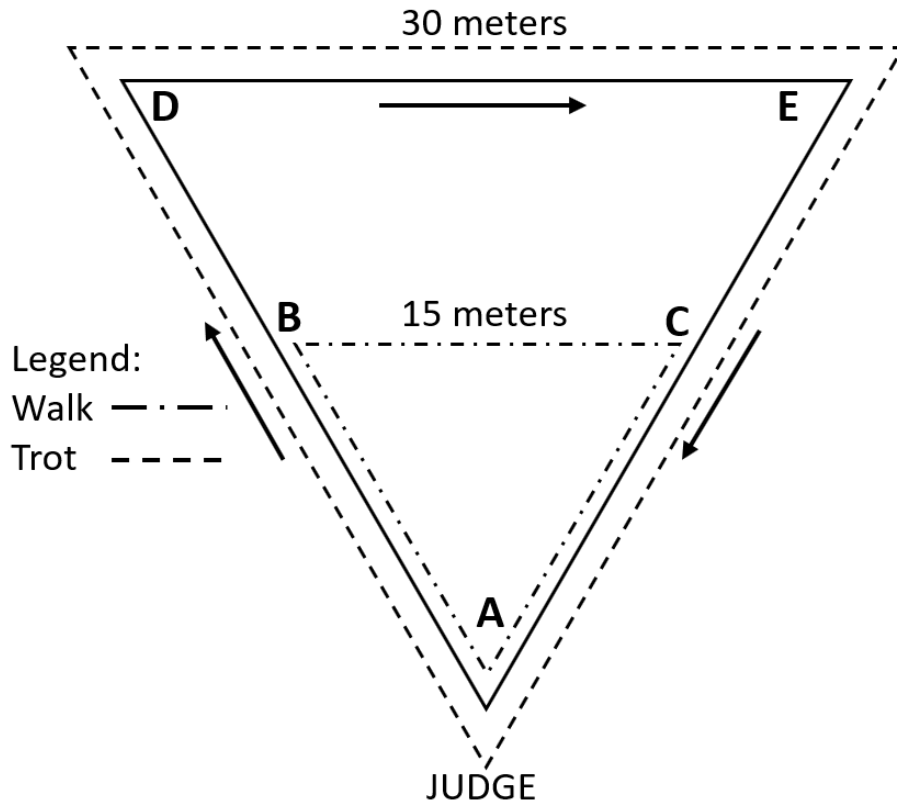
In the Ring— Exhibitors enter arena and remain collectively for the entire class.

	Stop / Halt
	Canter
	Trot
	Walk
	Back
	Marker
	Lineup

2024 Nevada Gypsy Fest

Dressage Suitability In Hand (classes 47, 48, 49)

Show Date: April 26-28, 2024



The triangle measures approximately 30 meters on each side.

When called by the ringmaster, stand your horse in front of the judge (at A) for conformation judging. Upon direction, follow the procedure as diagrammed below:

- Walk small triangle – ABCA
- Trot large triangle – ADEA
- Stand the horse in front of the judge at A
- Follow any other instructions from the judge
- When dismissed by the judge, leave the judging area

When you walk/trot the horse, position yourself on the outside (left side) of the horse so the judge can optimally see the horse.

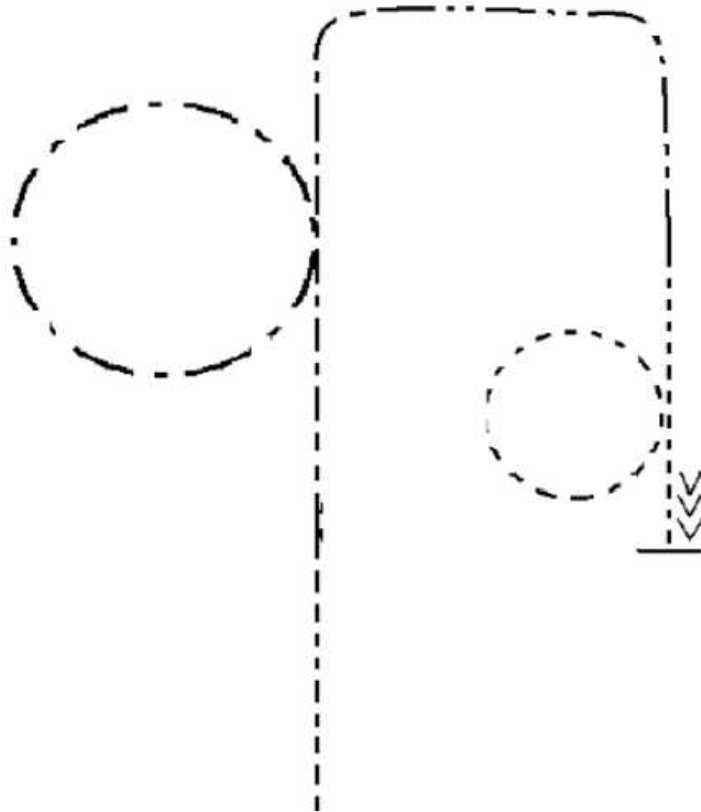
2024 Nevada Gypsy Fest

Reinsmanship (classes 56-57)

Show Date: April 26-28, 2024

1. Slow Trot down CENTER
2. Develop Working Trot; Medium circle to the Left
3. Working Trot around rail; Slow Trot
4. Slow Trot small circle to Right
5. Halt, back 4-6 steps

*walk back into line



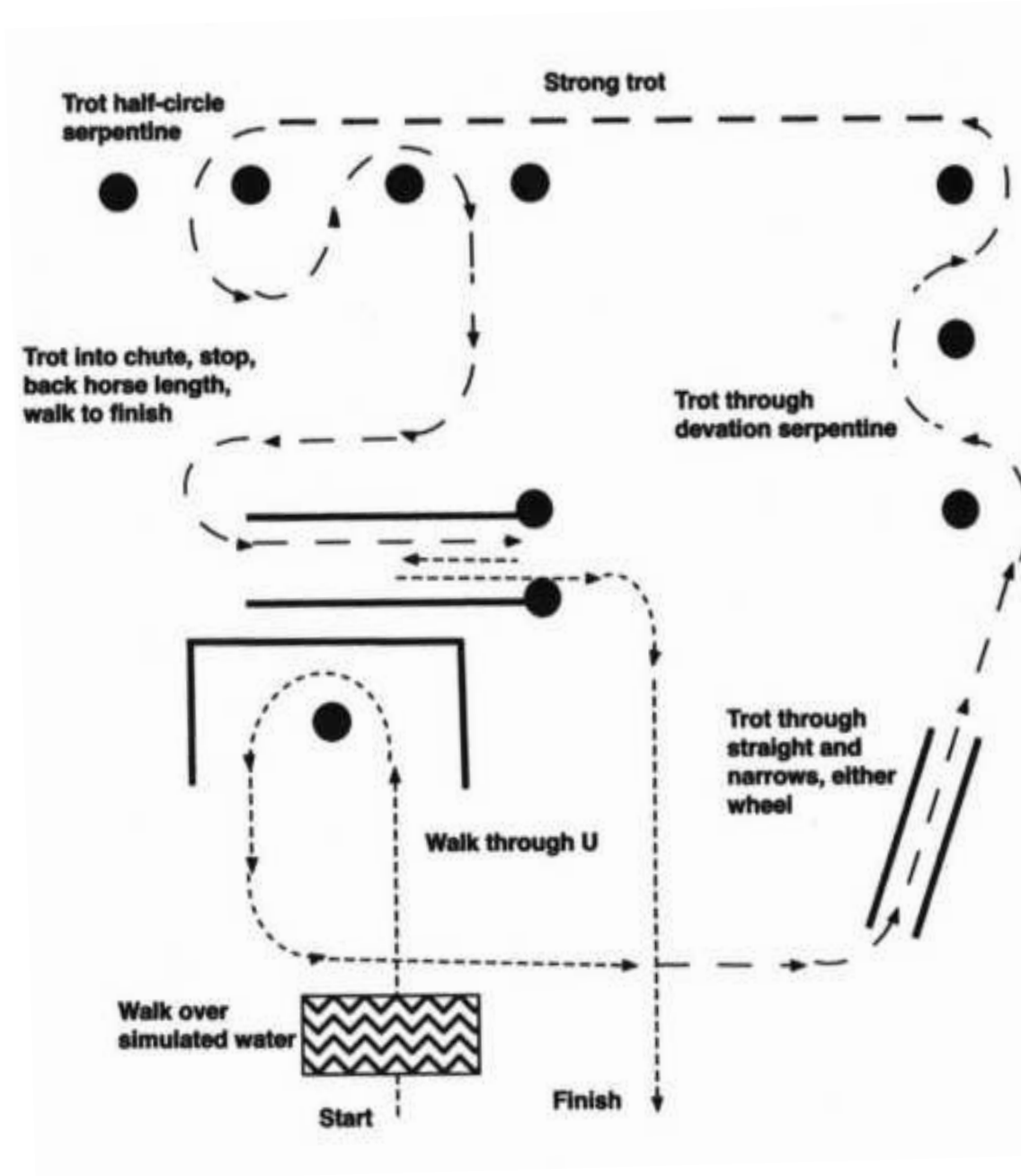
Pattern Provided by:

Show Management

2024 Nevada Gypsy Fest

Obstacle Driving (classes 58,59,60,61)

Show Date: April 26-28, 2024WJ



[T/WT-42]

Pattern Provided by:
Show Management

w w w . H o r s e S h o w P a t t e r n s . c o m

w w w . H o r s e S h o w P a t t e r n s . c o m

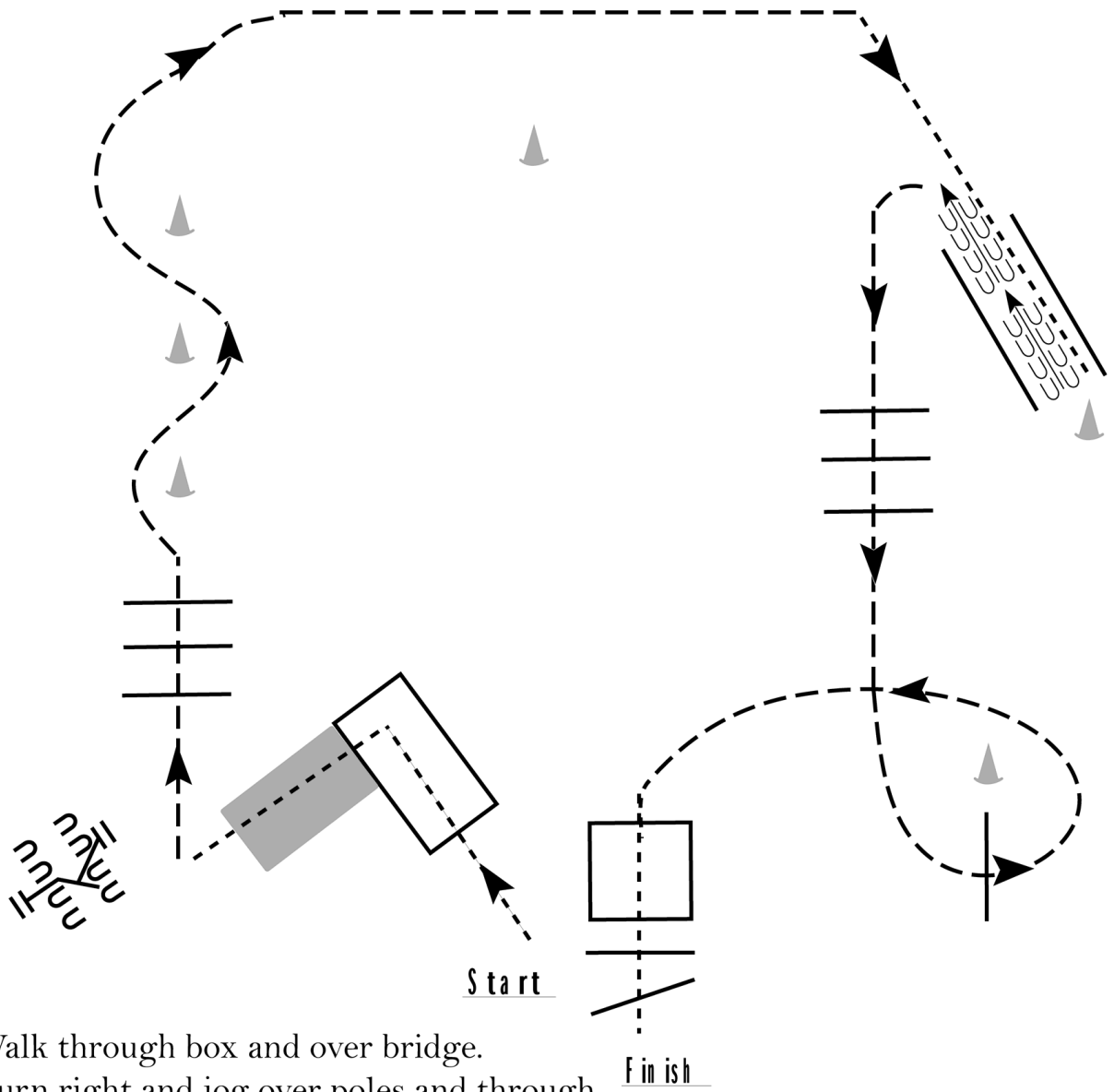
2024 Nevada Gypsy Fest

WJ/WT Trail (classes 66,67,68,69,70,71,72,73)

Show Date: April 26-28, 2024WJ

w w w . H o r s e S h o w P a t t e r n s . c o m

w w w . H o r s e S h o w P a t t e r n s . c o m



1. Walk through box and over bridge.
2. Turn right and jog over poles and through serpentine to chute.
3. Walk into chute then back out.
4. Jog over poles.
5. Jog over pole, around cone and to box.
6. Walk through box and over poles to finish.

Walk	-----
Jog	- . - . - .
Lope	—————
Back	←←←←← →→→→→
Marker	▲
Sidepass	←-----→

[T/WT-42]

Pattern Provided by:
Show Management

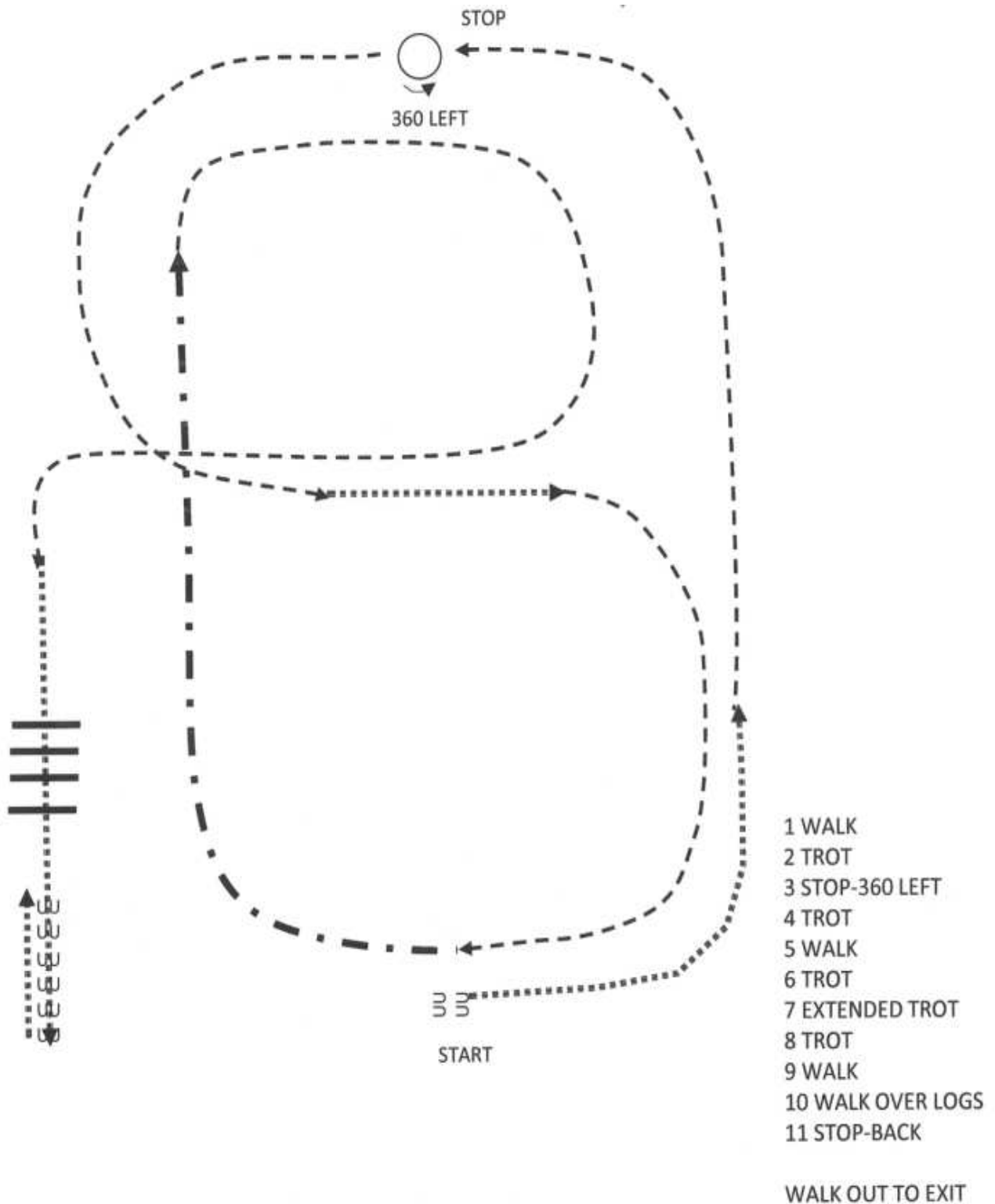
NV Gypsy Fest

WJ Ranch Riding (classes 74,75,76,77,78,79,80)

Show Date: April 26-28, 2024

www.HorseShowPatterns.com

www.HorseShowPatterns.com



[T/WT-52]

Pattern Provided by:
Show Management

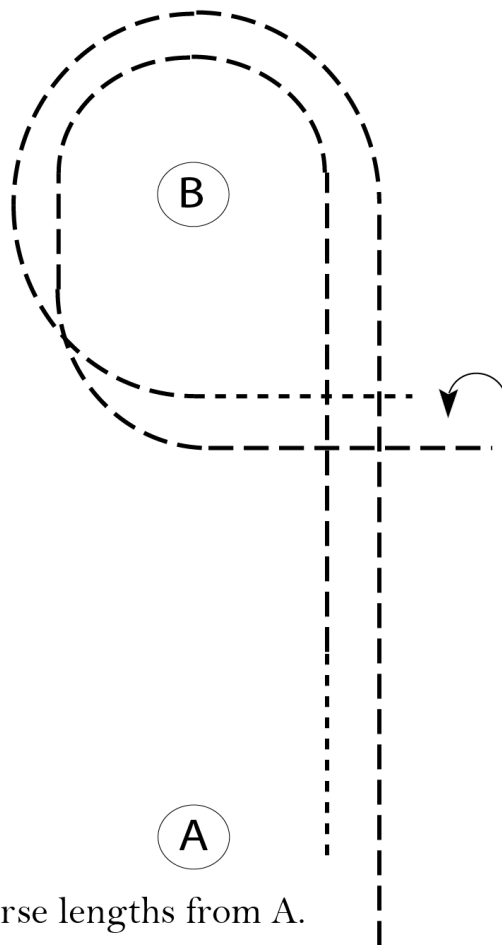
2024 Nevada Gypsy Fest

WJ Western Horsemanship (classes 97,98,99)

Show Date: April 26-28, 2024

W W W . H O R S E S H O W P A T T E R N S . C O M

W W W . H O R S E S H O W P A T T E R N S . C O M



Be ready at A.

A

1. Walk approximately 2 horse lengths from A.
2. Jog to and around B.
3. Continue jog to center of pattern and several horse lengths past the center line.
4. Stop and perform a 1/2 turn left.
5. Walk to center of pattern.
6. Jog to and around B.
7. Continue jog from B to and past A.

Pattern is over once you have passed A.

Follow the instructions of your ring steward.

Walk	-----
Jog	- - - - -
Extended Jog	- - - - -
Lope	—————
Lead Change	
Back	
Marker	Ⓚ

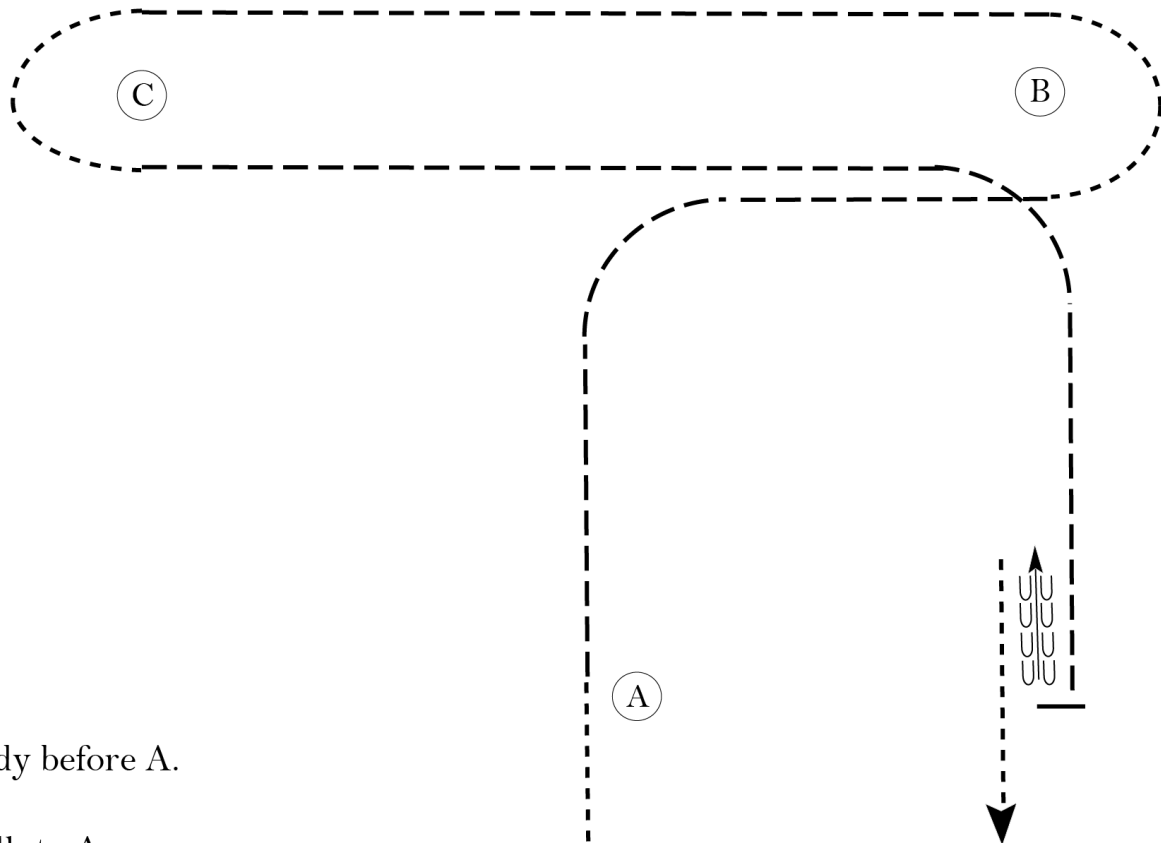
[WH/WT-101]

Pattern Provided by:
Show Management

2024 Nevada Gypsy Fest

WT English Equitation (classes 113,114,115)

Show Date: April 26-28, 2024



Be ready before A.

1. Walk to A.
2. Trot on the left diagonal up the center of pattern and to B.
3. Walk around B.
4. Sitting trot to C.
5. Walk around C.
6. Posting trot on the left diagonal toward B.
7. Continue the trot until even with A.
8. Stop and back approximately one horse length.

Follow the instructions of your ring steward.

Walk	-----
Trot	- - - - -
Extended Trot	-----
Canter	=====
Leg Yield	
Lead Change	///
Back	←←←←←
Marker	⊙
Sidepass	←-----→
Hand Gallop	-----

[HSE/WT-71]

Pattern Provided by:
Show Management

w w w . H o r s e S h o w P a t t e r n s . c o m

w w w . H o r s e S h o w P a t t e r n s . c o m

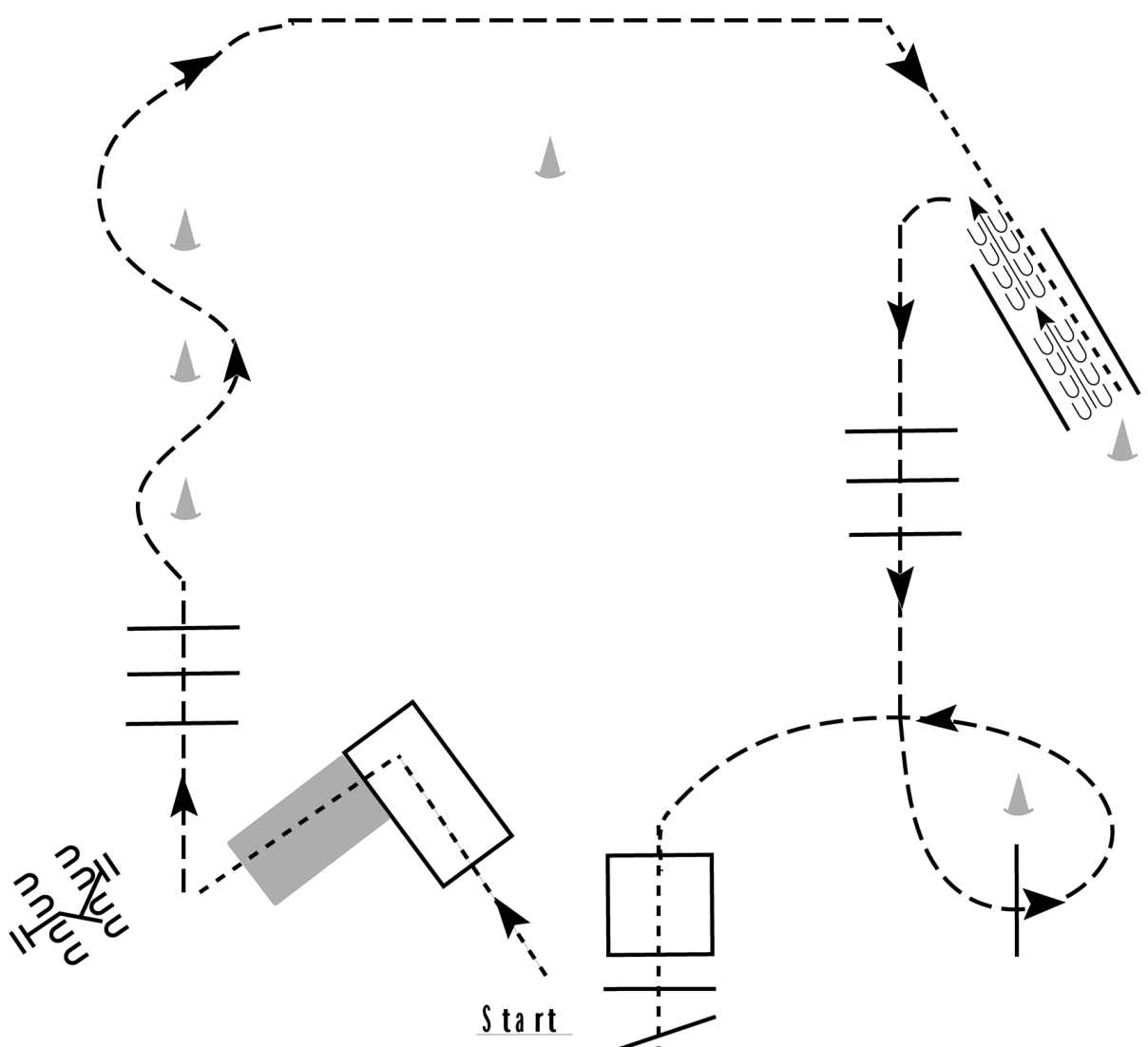
2024 Nevada Gypsy Fest

In Hand Trail (classes 119,120,121,122,123,124,125,126)

Show Date: April 26-28, 2024WJ

w w w . H o r s e S h o w P a t t e r n s . c o m

w w w . H o r s e S h o w P a t t e r n s . c o m



1. Walk through box and over bridge.
2. Turn right and jog over poles and through serpentine to chute.
3. Walk into chute then back out.
4. Jog over poles.
5. Jog over pole, around cone and to box.
6. Walk through box and over poles to finish.

Walk	-----
Jog	- - - - -
Lope	—————
Back	←←←←← ←←←←←
Marker	▲
Sidepass	←-----→

[T/WT-42]

Pattern Provided by:
Show Management

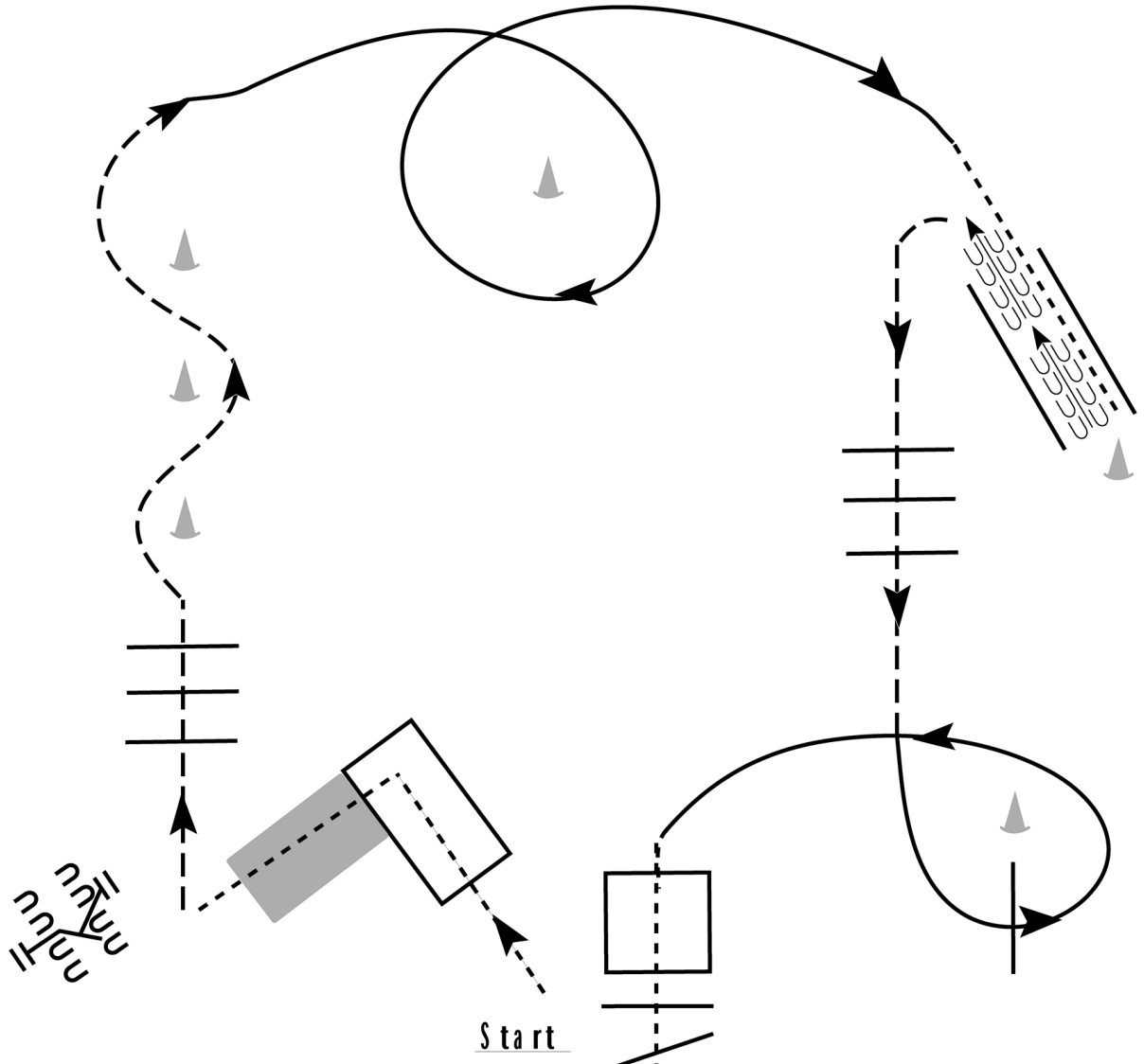
2024 Nevada Gypsy Fest

WJL/WTC Trail (classes 127,128,129,130,131)

Show Date: April 26-28, 2024

www.HorseShowPatterns.com

www.HorseShowPatterns.com



1. Walk through box and over bridge.
2. Turn right and jog over poles and through serpentine.
3. Lope around cone on right lead; walk into chute.
4. Back chute.
5. Jog over poles.
6. Lope over pole and to box on left lead.
7. Walk through box and over poles to finish.

Walk	-----
Jog	- . - . - .
Lope	—————
Back	←←←←← ←←←←←
Marker	▲
Sidepass	←-----→

[T/1-42]

Pattern Provided by:
Show Management

2024 Nevada Gypsy Fest

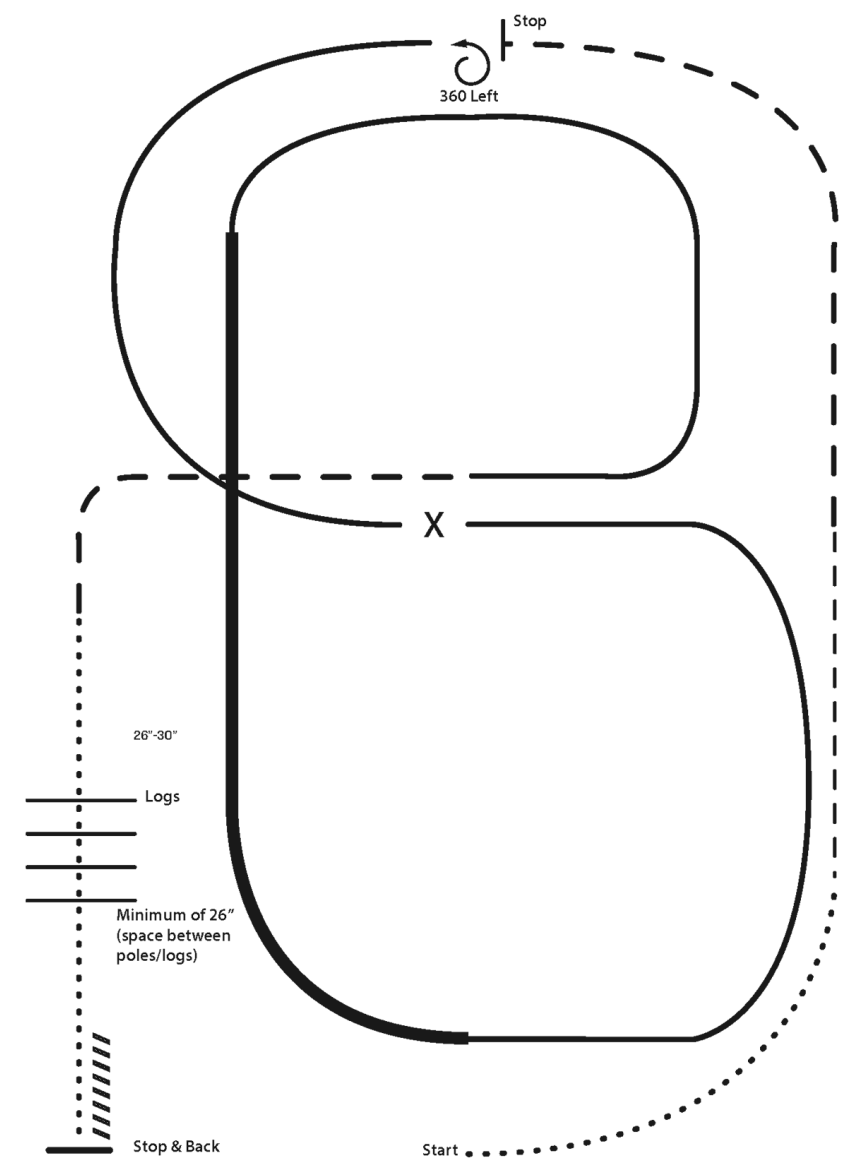
WJL Ranch Riding (classes 132,133,134,135)

Show Date: April 26-28, 2024

CORRECTED 4/17/24

W W W . H O R S E S H O W P A T T E R N S . C O M

W W W . H O R S E S H O W P A T T E R N S . C O M



- X Lead Change
- Walk
- - - Trot
- - - Ext Trot
- — — Lope
- — — Ext Lope
- /////// Back

1. Walk
2. Trot
3. Extend the trot, at the top of the arena ,stop
4. 360 degree turn to the left
5. Left lead 1/2 circle, lope to the center
6. Change leads (simple or flying)
7. Right lead 1/2 circle
8. Extended lope up the long side of the arena (right lead)
9. Collect back to a lope around the top of the arena and back to center
10. Break down to an extended trot
11. Walk over logs
12. Stop and back

[RR/AQHA-1]

Pattern Provided by:
Show Management

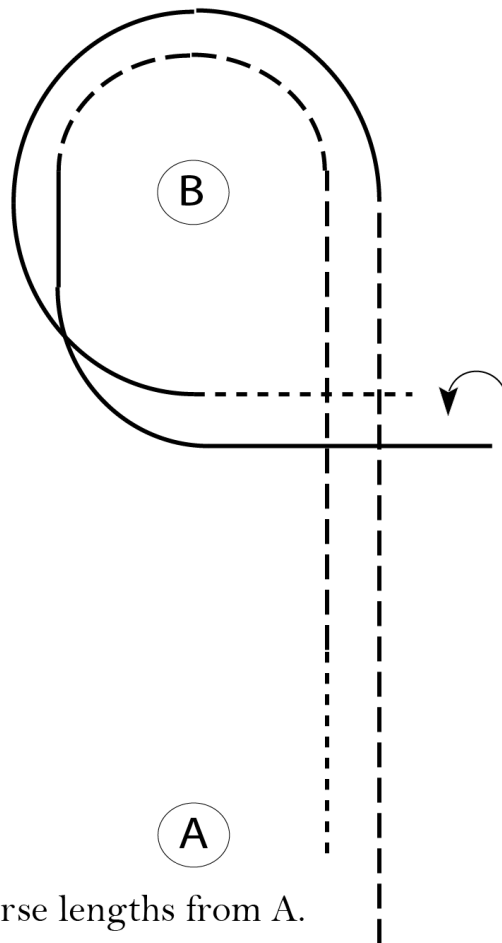
2024 Nevada Gypsy Fest

WJL Western Horsemanship (classes 145,146)

Show Date: April 26-28, 2024

W W W . H O R S E S H O W P A T T E R N S . C O M

W W W . H O R S E S H O W P A T T E R N S . C O M



Be ready at A.

A

1. Walk approximately 2 horse lengths from A.
2. Jog to and around B.
3. Lope on the left lead to center of pattern and several horse lengths past the center line.
4. Stop and perform a 1/2 turn left.
5. Walk to center of pattern.
6. Lope on the right lead to and around B.
7. Jog from B to and past A.

Pattern is over once you have passed A.

Follow the instructions of your ring steward.

Walk	-----
Jog	- - - - -
Extended Jog	- - - - -
Lope	—————
Lead Change	
Back	
Marker	(B)

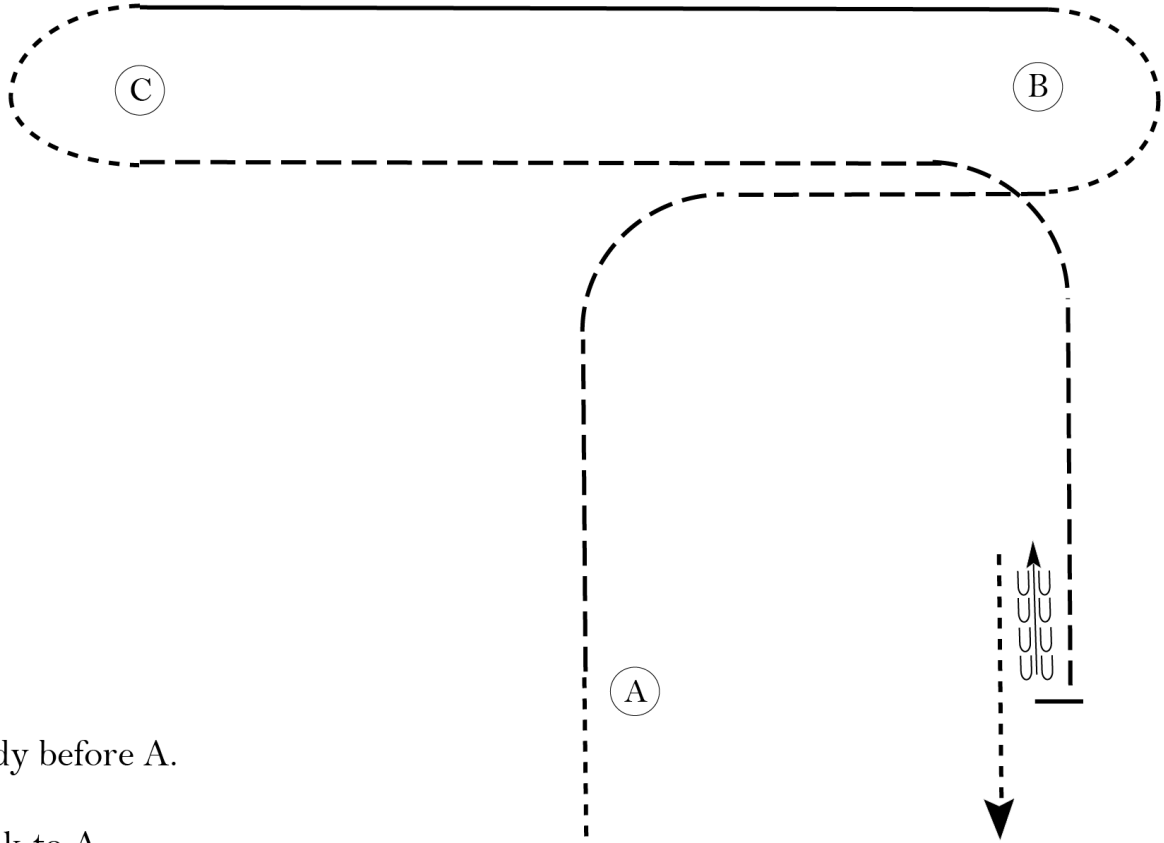
[WH/1-101]

Pattern Provided by:
Show Management

2024 Nevada Gypsy Fest

WTC English Equitation (classes 155, 156)

Show Date: April 26-28, 2024



Be ready before A.

1. Walk to A.
2. Trot on the left diagonal up the center of pattern and to B.
3. Walk around B.
4. Canter on the left lead to C.
5. Walk around C.
6. Posting trot on the left diagonal toward B.
7. Continue the trot until even with A.
8. Stop and back approximately one horse length.

Follow the instructions of your ring steward.

Walk	-----
Trot	- - - - -
Extended Trot	-----
Canter	—————
Leg Yield	
Lead Change	↙ ↘
Back	← ← ← ← ←
Marker	⊙
Sidepass	← — — — →
Hand Gallop	—— — —

[HSE/1-71]

Pattern Provided by:
Show Management

www.HorseShowPatterns.com

www.HorseShowPatterns.com