

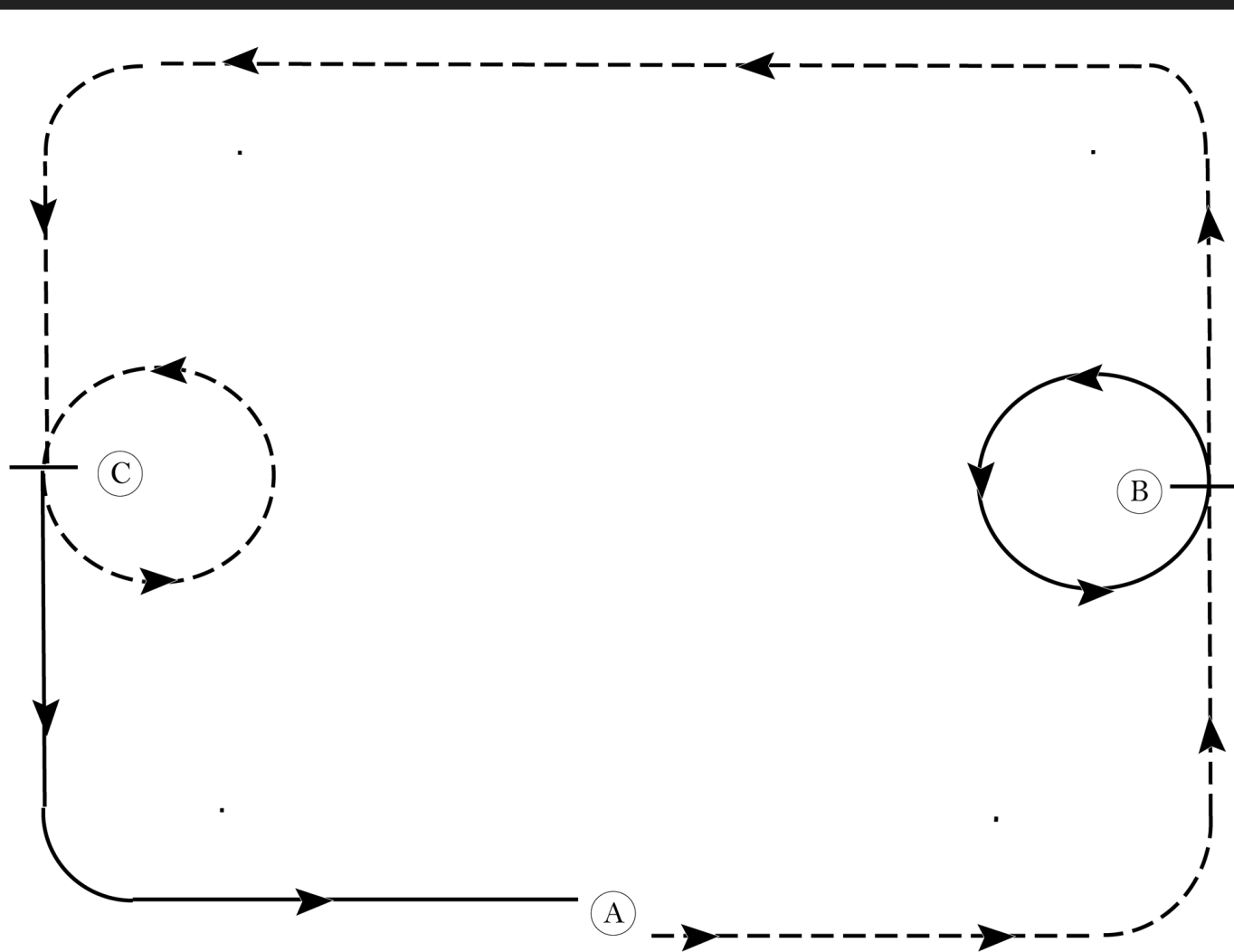
# Utah Gypsy Fest

English Equitation (Classes 197-201) (For WT - extend trot at canter)

Show Date: 10-07-2022

w w w . H o r s e S h o w P a t t e r n s . c o m

w w w . H o r s e S h o w P a t t e r n s . c o m



Begin at the mid-point of the in gate end of arena (A).

1. Trot to the right, around the curve and to the mid-point of the straightaway (B). Stop briefly.
2. Canter a circle to the left on the left lead.
3. Trot on the rail to the mid-point of the opposite straightaway (C).
4. Circle to the left at the trot. Stop briefly.
5. Canter on the left lead down the straightaway, around the corner and to the mid-point of the straightaway (A).

Walk	-----
Trot	- - - - -
Extended Trot	-----
Canter	-----
Lead Change	
Back	
Reference Point	(B)

The workout has been completed - Thank You.

[SSE/3]

Pattern Provided by:

*Adam Longman*

# Utah Gypsy Fest

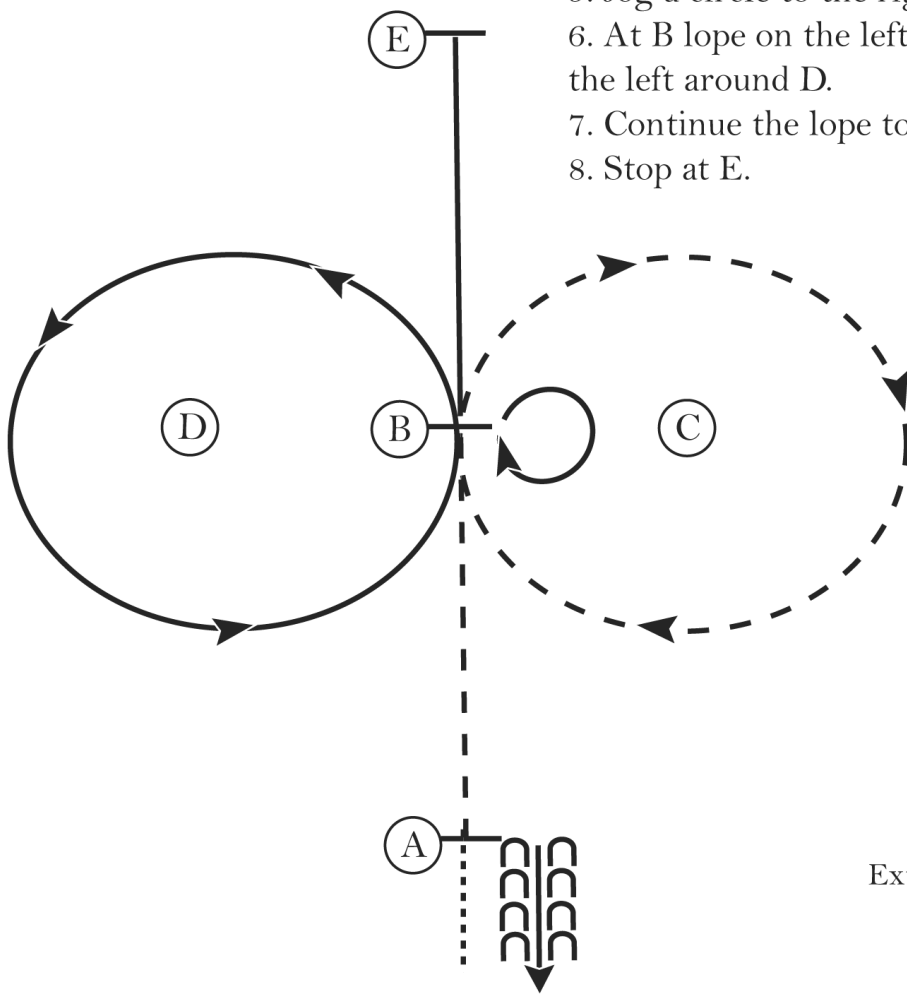
Western Horsemanship (Classes 217-220) (For WJ - extend jog at lope)

Show Date: 10-07-2022

w w w . H o r s e S h o w P a t t e r n s . c o m

w w w . H o r s e S h o w P a t t e r n s . c o m

1. Walk to A.
2. At A stop and back 3 steps.
3. Jog A to B.
4. Stop at B and perform a 360 degree turn to the right.
5. Jog a circle to the right around C.
6. At B lope on the left lead, lope a circle to the left around D.
7. Continue the lope to E.
8. Stop at E.



Walk	.....
Jog	-----
Extended Jog	-----
Lope	—————
Leg Yield	
Lead Change	↘
Back	← C C C C C C C C C C
Marker	(B)
Sidepass	←-----←

[WH/1-16]

**Pattern Provided by:**  
*Adam Longman*

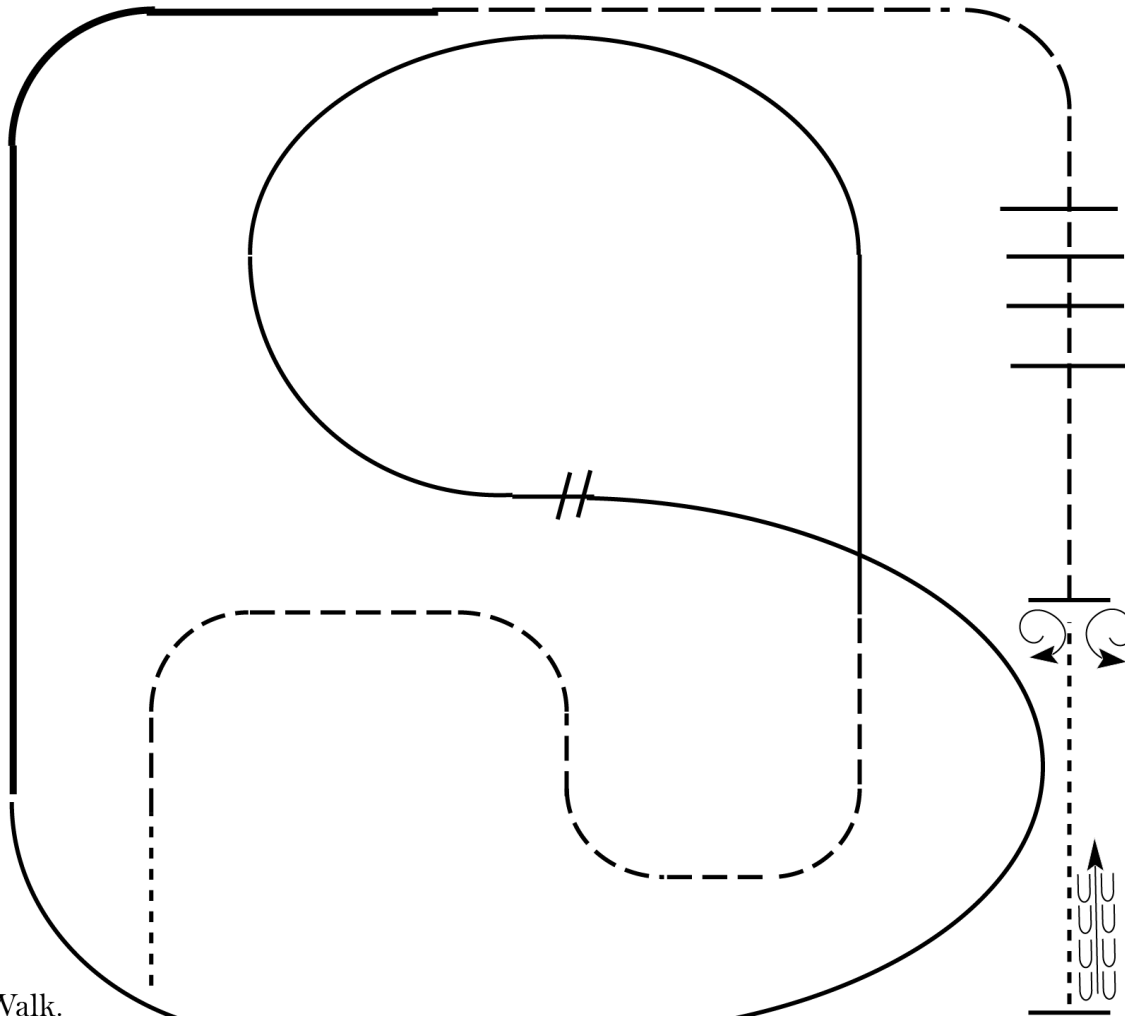
# Utah Gypsy Fest

Ranch Riding (Classes 221-230) (For WJ - extend jog at lope)

Show Date: 10-07-2022

www.HorseShowPatterns.com

www.HorseShowPatterns.com



1. Walk.
2. Trot serpentine
3. Lope left lead around end of arena and then diagonally across arena.
4. Change leads (simple or flying) and
5. Lope on the right lead around end of the arena.
6. Extend lope on the straight away around corner to center of arena.
7. Extend trot around corner of arena
8. Collect to a trot
9. Trot over poles
10. Stop do a 360 turn each direction (either direction 1st)
11. Walk, stop and back.

<b>Walk</b>	-----
<b>Jog</b>	- - - - -
<b>Extended Jog</b>	-----
<b>Lope</b>	
<b>Lead Change</b>	//
<b>Back</b>	←←←←←
<b>Marker</b>	ⓑ

[RR/4]

**Pattern Provided by:**  
*Adam Longman*

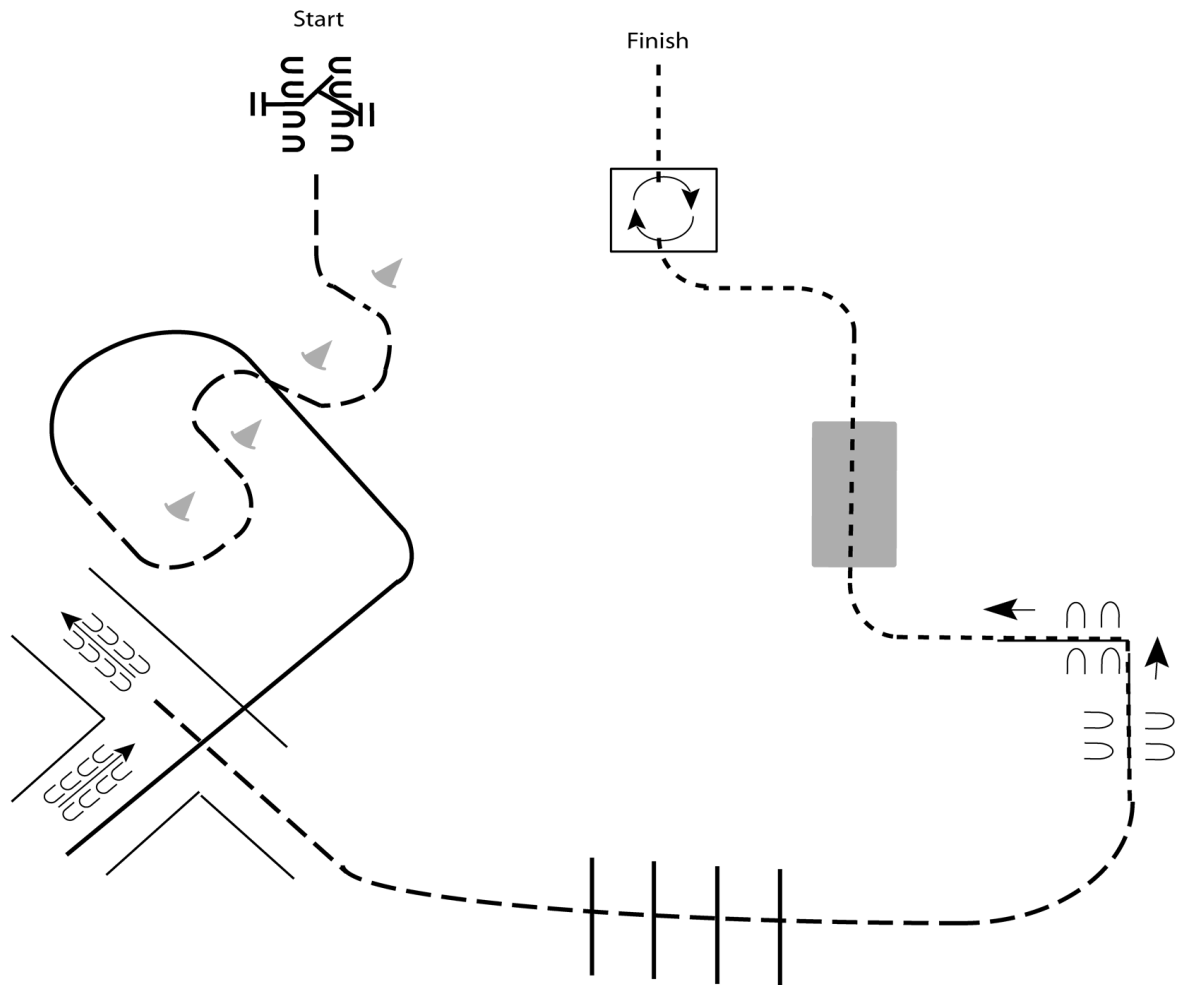
# Utah Gypsy Fest

Trail US (Classes 165-174) (WJ/WT - extend jog at lope)

Show Date: 10-07-2022

w w w . H o r s e S h o w P a t t e r n s . c o m

w w w . H o r s e S h o w P a t t e r n s . c o m



Be ready at start

1. Work gate with the left hand.
2. Jog through cones
3. Lope right lead into chute
4. Back the L
5. Jog over poles to sidepass
6. Sidepass left over poles
7. Walk over bridge and into box
8. Perform a 360 degree turn to the right, walk out of box and to finish

<b>Walk</b>	-----
<b>Jog</b>	-----
<b>Extended Jog</b>	-----
<b>Lope</b>	-----
<b>Leg Yield</b>	
<b>Lead Change</b>	///
<b>Back</b>	← U U U U U
<b>Marker</b>	ⓑ
<b>Sidepass</b>	←-----→

[T/1-2]

**Pattern Provided by:**  
*Adam Longman*

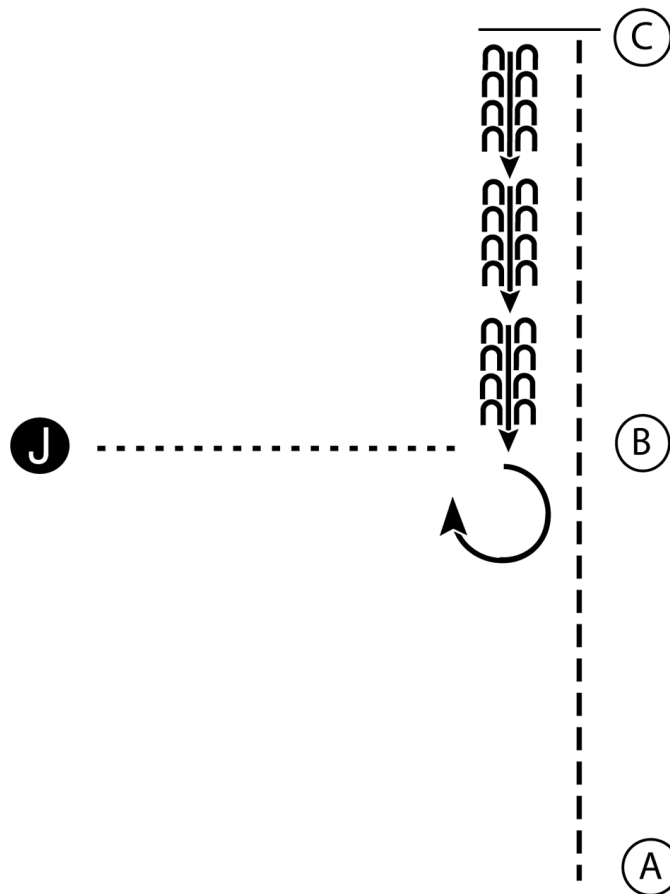
# Utah Gypsy Fest

## Showmanship (Classes 138-141)

Show Date: 10-07-2022

w w w . H o r s e S h o w P a t t e r n s . c o m

w w w . H o r s e S h o w P a t t e r n s . c o m



1. Trot from A to C.
2. Stop at C.
3. Back to B.
4. Perform a 270 degree turn.
5. Walk to the judge and set up for inspection.
6. When dismissed walk to line-up.

Walk .....  
Trot - - - - -  
Back ← C C C C C  
Marker (B)  
Judge (J)

[S/1-3]

Pattern Provided by:  
*Adam Longman*

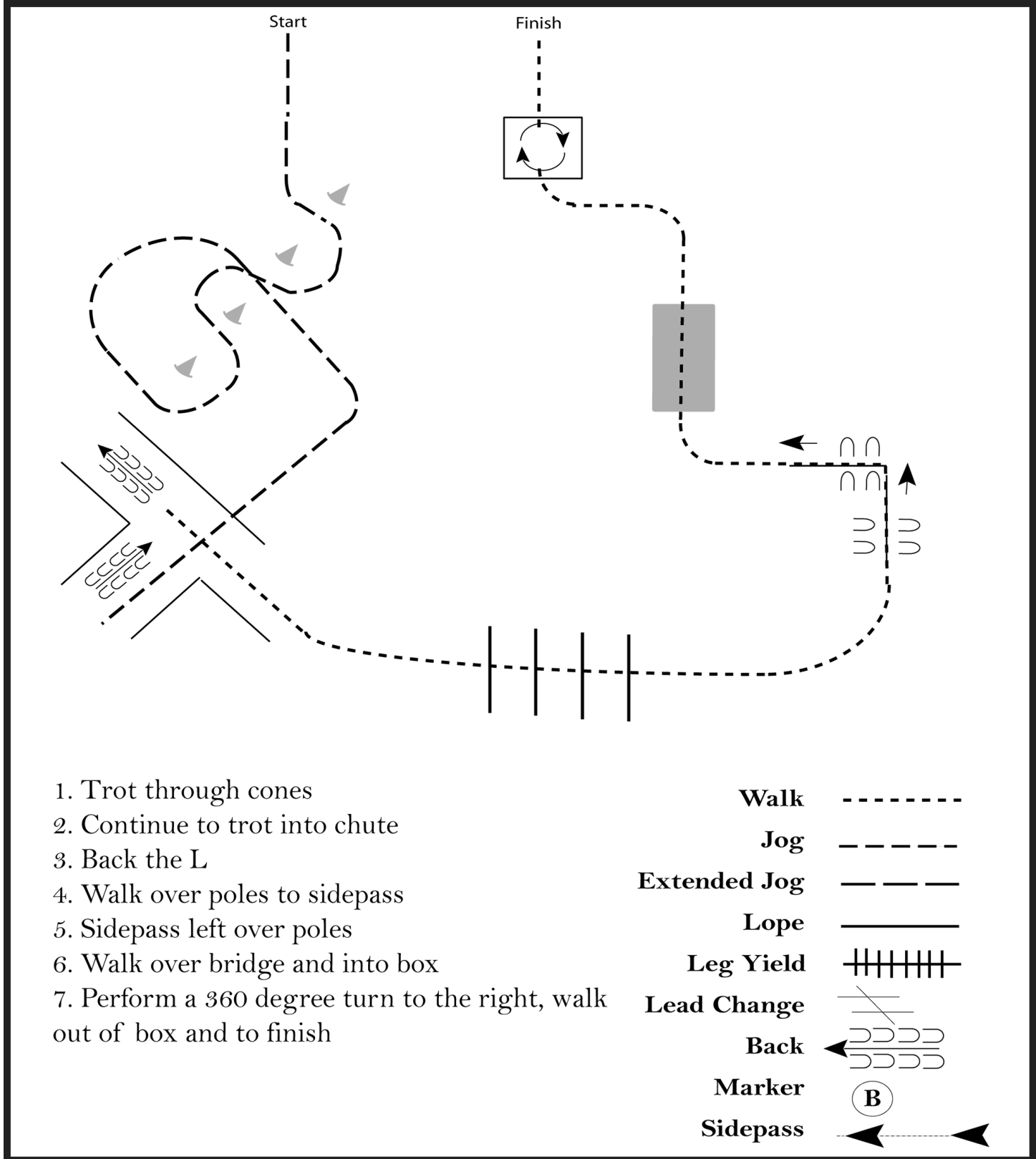
# Utah Gypsy Fest

## Trail In Hand (Classes 144-149)

Show Date: 10-07-2022

w w w . H o r s e S h o w P a t t e r n s . c o m

w w w . H o r s e S h o w P a t t e r n s . c o m



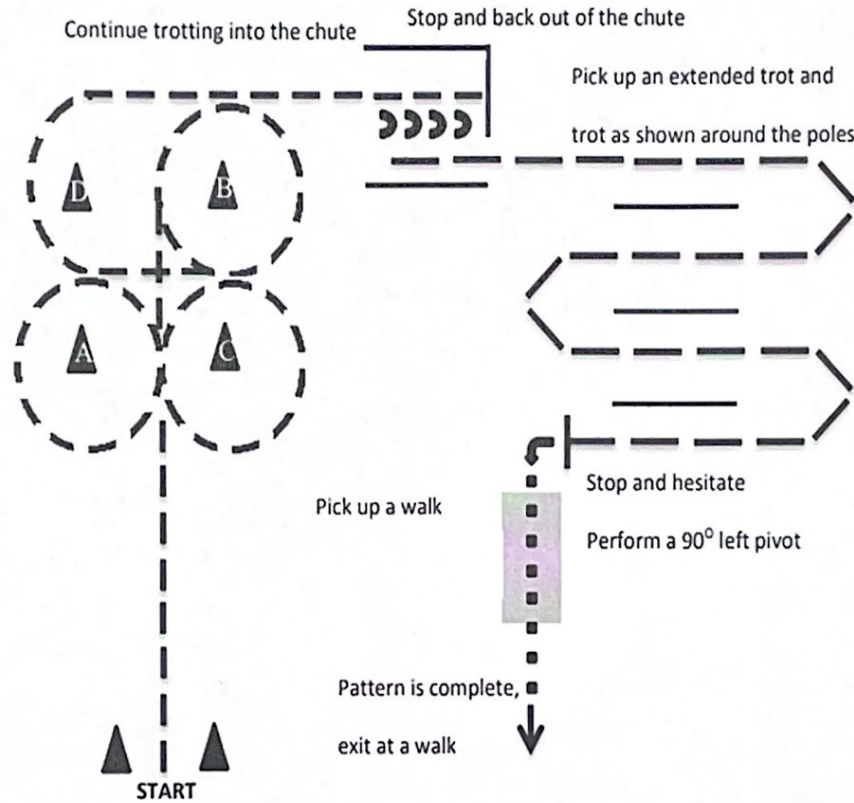
1. Trot through cones
2. Continue to trot into chute
3. Back the L
4. Walk over poles to sidepass
5. Sidepass left over poles
6. Walk over bridge and into box
7. Perform a 360 degree turn to the right, walk out of box and to finish

<b>Walk</b>	.....
<b>Jog</b>	-----
<b>Extended Jog</b>	-----
<b>Lope</b>	—————
<b>Leg Yield</b>	
<b>Lead Change</b>	///
<b>Back</b>	← U U U
<b>Marker</b>	ⓑ
<b>Sidepass</b>	← ..... →

[T/1-3]

**Pattern Provided by:**  
*Adam Longman*

# Utah Gypsy Fest Driving Obstacle (Classes 161-164)



Pick up a normal trot  
and weave the cones in  
alphabetical order