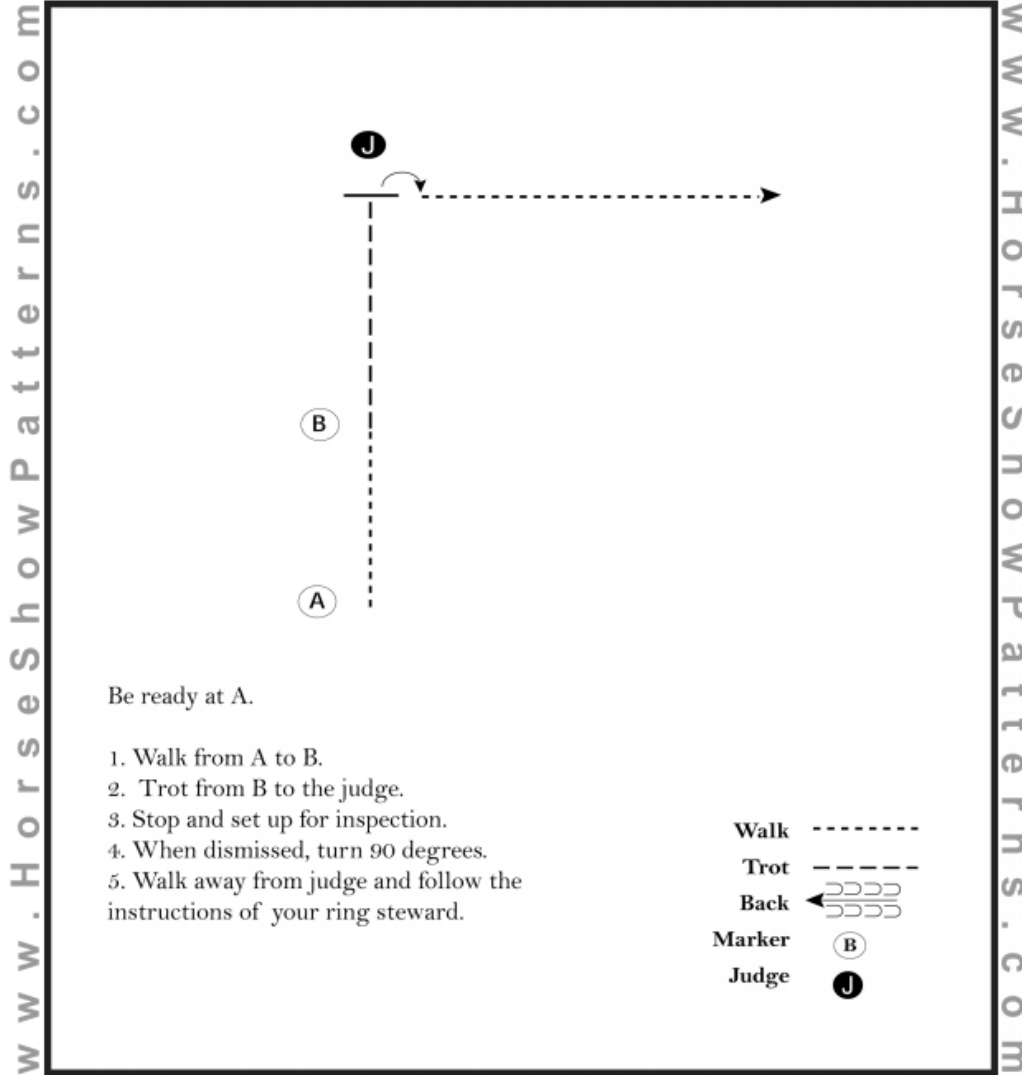


2021 California GypsyFest

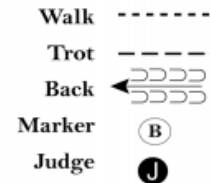
Showmanship (All Showmanship Classes)

Show Date: 05-07-2021



Be ready at A.

1. Walk from A to B.
2. Trot from B to the judge.
3. Stop and set up for inspection.
4. When dismissed, turn 90 degrees.
5. Walk away from judge and follow the instructions of your ring steward.



[SWT-9]

Pattern Provided by:
Show Management



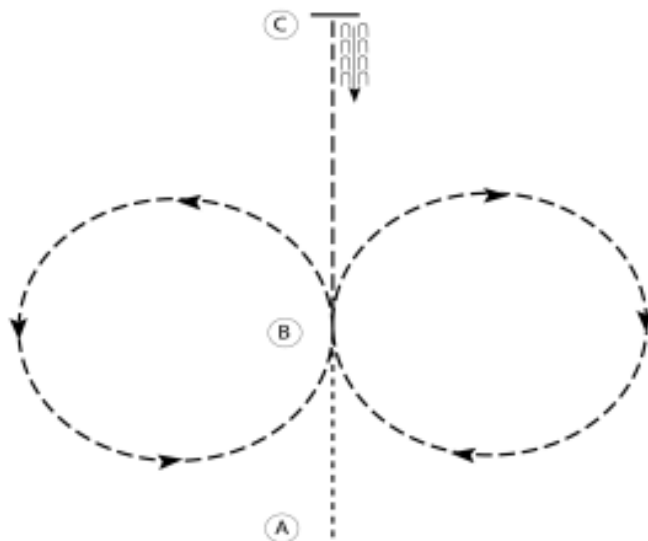
2021 California GypsyFest

English Equitation WT (Classes 59 & 60)

Show Date: 05-07-2021

www.HorseShowPatterns.com

www.HorseShowPatterns.com



1. Walk A to B.
2. At B posting trot a circle to the right on the proper diagonal.
3. At B posting trot a circle to the left on the proper diagonal.
4. At B sitting trot to C.
5. At C stop and back approximately one horse length.

Walk	-----
Trot	- - - - -
Extended Trot	-----
Canter	-----
Leg Yield	
Lead Change	↙ ↘
Back	←←←←←
Marker	(B)
Sidepass	←←←
Hand Gallop	-----

[HSE/WT-5]

Pattern Provided by:
Show Management



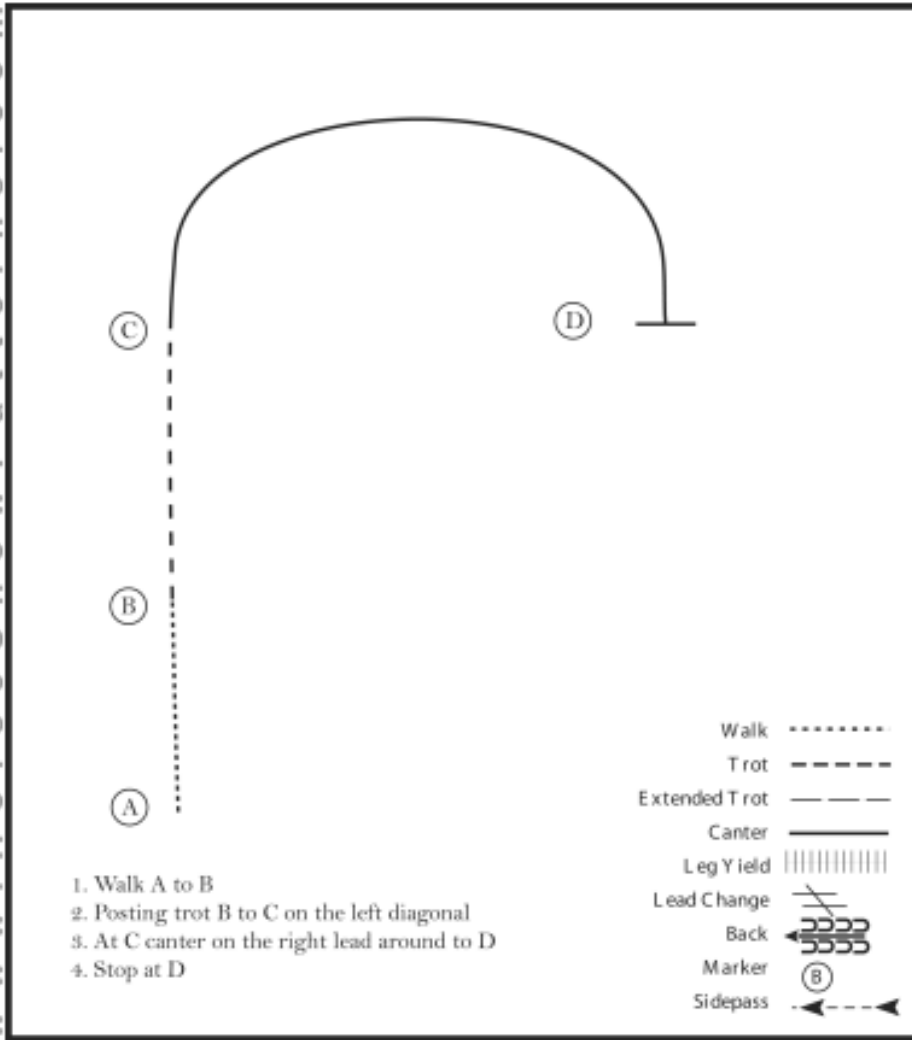
2021 California GypsyFest

English Equitation WTC (Classes 61 & 62)

Show Date: 05-07-2021

www.HorseShowPatterns.com

www.HorseShowPatterns.com



1. Walk A to B
2. Posting trot B to C on the left diagonal
3. At C canter on the right lead around to D
4. Stop at D

- Walk (dotted line)
- Trot - - - - - (dashed line)
- Extended Trot - - - - - (long dashed line)
- Canter ——— (solid line)
- Leg Yield ||||| (vertical bars)
- Lead Change ↗ ↘ (diagonal lines)
- Back ←←← (backward arrows)
- Marker (B) (circle with B)
- Sidepass ← - - - → (dashed line with arrows)

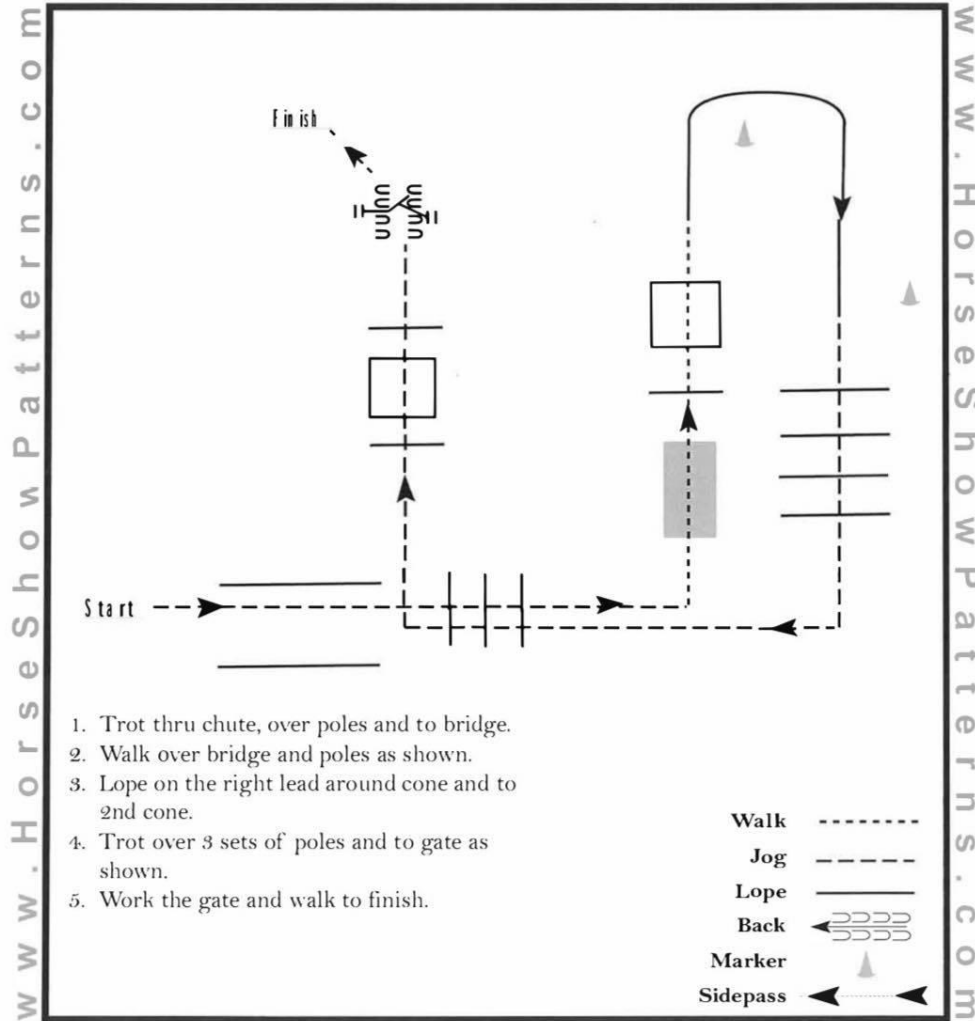
[HSE/1-12]

Pattern Provided by:
Show Management



California Gypsy Fest

US Trail WJL (Classes 75,76,77,78)



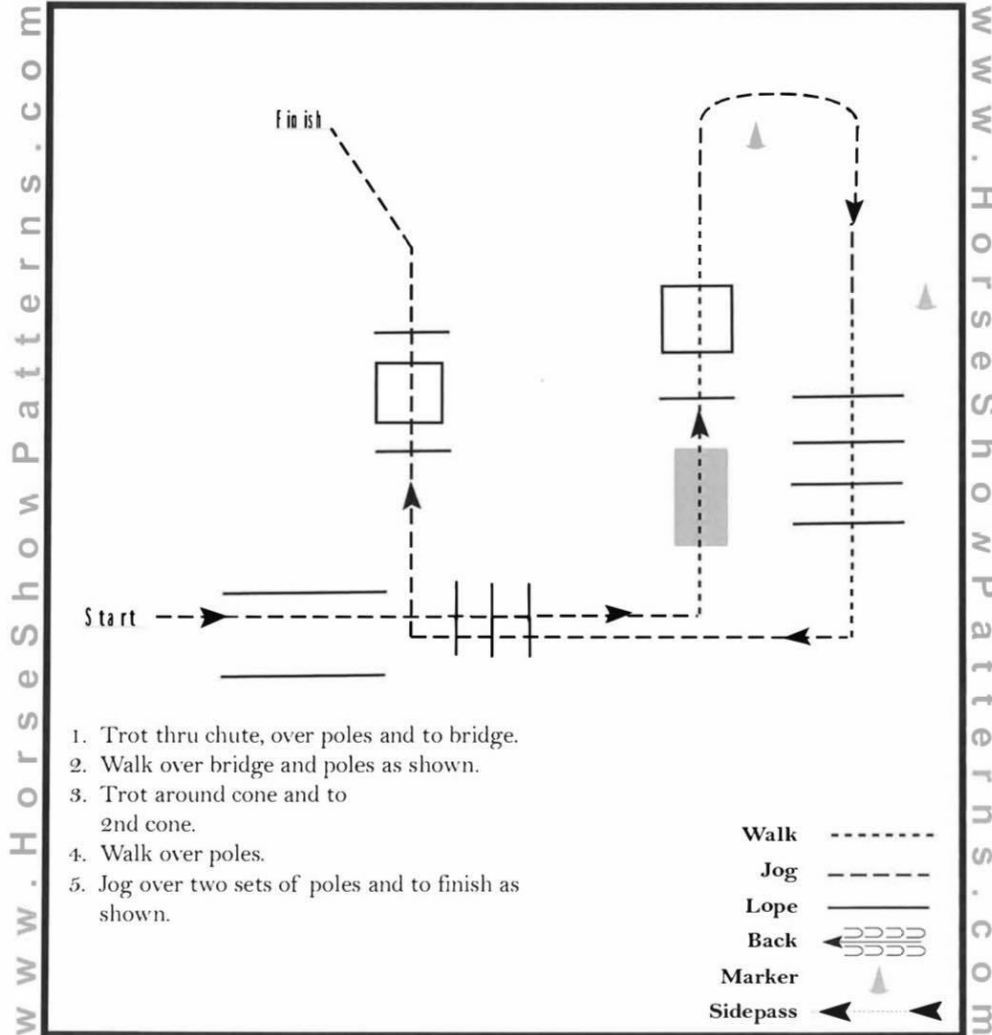
1. Trot thru chute, over poles and to bridge.
2. Walk over bridge and poles as shown.
3. Lope on the right lead around cone and to 2nd cone.
4. Trot over 3 sets of poles and to gate as shown.
5. Work the gate and walk to finish.

- Walk
- Jog - - - - -
- Lope —————
- Back ←←←←←
- Marker ▲
- Sidepass ←———←

[T/1-40]

Pattern Provided by:
Show Management

California Gypsy Fest In Hand and US Trail WJ (Classes 67,68,69,70,71,72,73,74)



[T/WT-40]

Pattern Provided by:
Show Management




2021 California GypsyFest

Ranch Riding WJ & WJL

WJ Exhibitors - Jog where it asks for Lope & Extend the Jog where it asks for the Extended Lope

www.HorseShowPatterns.com

www.HorseShowPatterns.com



1. Walk
2. Walk over logs
3. Lope right lead
4. Extended lope (right lead)
5. Trot
6. Stop, 1 1/2 turns right
7. Walk
8. Trot
9. Extended trot
10. Lope left lead
11. Stop and Back
12. Side pass right

Note: The drawn description of this pattern is only intended for the general depiction of the pattern. Exhibitors should utilize the arena space to best exhibit their horses.

[RR/AQHA-6]

Pattern Provided by:
Show Management



2021 California GypsyFest

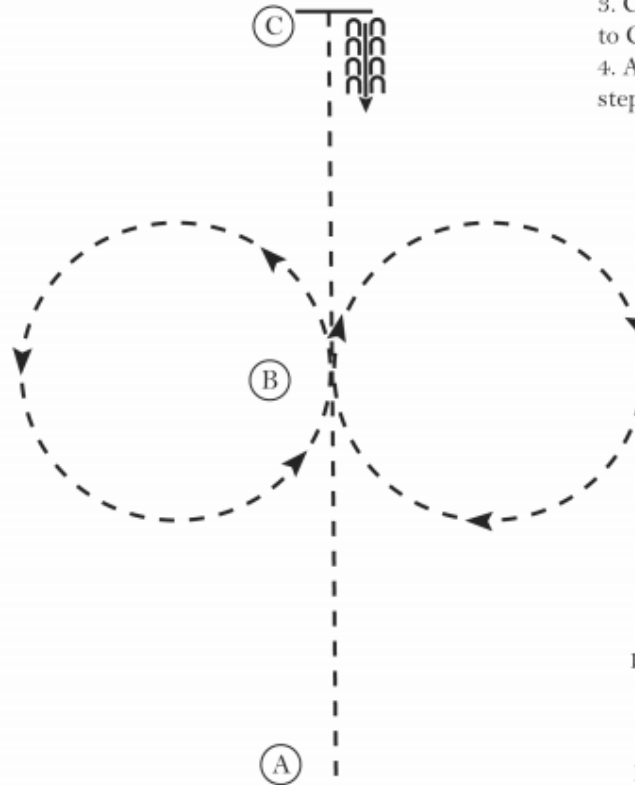
Western Equitation W/J (Classes 96 & 97)

Show Date: 05-07-2021

www.HorseShowPatterns.com

www.HorseShowPatterns.com

1. Jog A to B
2. At B perform a figure eight, beginning to the right
3. Continue the jog from B to C
4. At C stop and back 4 steps



- Walk (dotted line)
- Jog - - - - - (dashed line)
- Extended Jog - - - - - (long dashed line)
- Lope _____ (solid line)
- Leg Yield ||||| (vertical bars)
- Lead Change / (diagonal slash)
- Back ←←←←← (horizontal lines with arrows pointing left)
- Marker (B) (circle with B)
- Sidepass ← - - - - - → (dashed line with arrows at both ends)

Pattern Provided by:

[WH/WT-5]



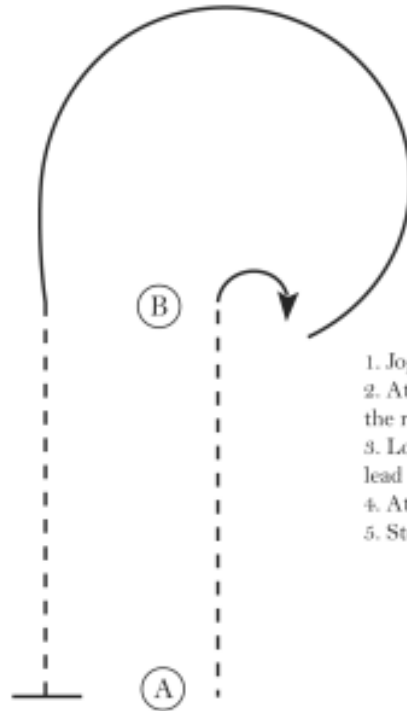
2021 California GypsyFest

Western Equitation WJL (Classes 98 & 99)

Show Date: 05-07-2021

www.HorseShowPatterns.com

www.HorseShowPatterns.com



1. Jog A to B
2. At B perform a 90 degree turn to the right
3. Lope a circle around B on the left lead
4. At B jog to A
5. Stop at A.

Walk
Jog	- - - - -
Extended Jog	- - - - -
Lope	—————
Leg Yield	
Lead Change	↙ ↘
Back	←←←←←
Marker	Ⓚ
Sidepass	←- - - -→

[WH/1-14]

Pattern Provided by:
Show Management